

Drill Chucks - Keyless - Portable Power Tools



Hand-Tite® Keyless Chucks

Hand tightens to 25% higher gripping power than conventional chucks



clicks when tight



clicks when tight

Features

- Suitable for variable speed corded & cordless power tools.
- Will fit reversing as well as non-reversing drills.
- Meets or exceeds stringent DIN run-out and dimensional specifications.

Model /Part No.	Capacity Range mm	Mount	List Price \$	Overall Length	Sleeve Dia
-----------------	-------------------	-------	---------------	----------------	------------

Hand-Tite® - To suit professional grade cordless & corded power tools

30354	1 - 10	3/8-24	\$65.00	57	43
-------	--------	--------	---------	----	----

Hand-Tite® Hammerlock® - to suit professional grade hammer drills

31213	1 - 10	3/8-24	\$92.30	62	43
30758	1 - 10	1/2-20	\$92.30	62	43

Series 500 - All metal keyless

Serrated jaw bite - increases grip up to 300% over standard bite chucks - even in the most demanding applications. Suitable for use in hammer drills up to 1100 watts

Hammerlock Technology - Positive locking mechanism prevents loosening in hammer and other high-vibration applications

Anti-Lock Nut - prevents chuck from locking open

Full Metal Jacket - Increases durability for extended life

98082	1 - 13	1/2-20	\$88.70	62	43
0932474	1 - 13	3/8-24	\$88.70	62	43
98092	1 - 13	1/2-20	\$115.00	62	43

Drill Chucks - Keyed - Portable Power Tools

Multi-Craft®

The world's most popular drill chuck for portable power tools. Recommended for home/DIY or light duty professional use.

Bite hardened jaws.

Manufactured to DIN runout specifications.

Female mounts have a through-hole to accept a left handed retaining screw on a reversing drill.



Model No.	Part No.	Capacity Range mm	Mount	Key Type	List Price \$	Sleeve Dia mm
SM1G61	7249	1.5 - 6.5	3/8-24	KG	\$37.80	29
K10ACG3/8x24	901210	1.5 - 10	3/8-24	KG	\$37.80	31
K10AC8/10-3/8x24	901310	1.5 - 10	3/8-24	S2	\$37.80	31
K10AC8/10-1/2x20	901315	1.5 - 10	1/2-20	S2	\$37.80	31
K13AC8/10-3/8x24	901320	1.5 - 13	3/8-24	S2	\$48.00	42
K13AC8/10-1/2x20	901325	1.5 - 13	1/2-20	S2	\$48.00	42

For applications requiring male mounts, order AD6161 adapter.

Multicraft® Plus - Extra Hard Jaws

MP13AC8/10-1/2x20	98182	1.5 - 13	1/2-20	S2	\$70.00	42
-------------------	-------	----------	--------	----	---------	----

Portable Power Tool Accessories



Model No.	Part No.	Pilot Size	No. Teeth	List Price \$	Used on Chuck Series
K0	3637	1/8"	11	\$11.70	0 Series
K0M	3639	1/8"	11	\$49.50	0 Series Stainless
K1	3641	5/32"	11	\$9.40	1 Series
K1M	3643	5/32"	11	\$58.80	1 Series Stainless
K2	3649	1/4"	11	\$11.70	2 Series
K3	902518	5/16"	11	\$12.95	3,34,35 Series & 14N
K4	3655	3/8"	12	\$23.30	36 Series, 16N & 18N
K5	3657	7/16"	12	\$98.78	20N
K7	3659	7/32"	11	\$9.95	7 Series
K30S	902520	15/64"	10	\$11.00	31,41 Series & 8-1/2N
K32	902522	1/4"	10	\$12.20	32,33 Series & 11N
KG	902505	1/4"	11	\$8.90	K10ACG,SMG Series
KGA	3605	1/4"	11	\$8.95	K10ACG,SMG Series
KK	30052	9/32"	10	\$11.70	DC8,SM8 Series
S1	802515	4mm	10	\$13.25	Metric gearing 4mm pilot
S2	902535	6mm	12	\$11.00	Supercraft & Multicraft
S3	801526	8mm	12	\$15.60	Metric gearing 8mm pilot
S4	801538	9.5mm	14	\$34.25	Metric gearing 10mm pilot

Problem? Key will not properly fit the chuck

CAUSE: Insufficient clearance between the sleeve gear and the pilot hole. The sleeve has been moved forward in hammering the chuck off the spindle.

CURE: Press sleeve back into position in an arbor press or vise.

SDS+ Adaptor

To fit a chuck with a 1/2-20 mount to an SDS power tool

Part No. **4136**
List Price **\$25.20**



Adapt-A-Drive

✓ Featuring a 1/4" Hex Male mount, this chuck converts any cordless screwdriver to a multipurpose mini-drill for bits sizes up to 6.5mm

Model No.	Part No.	Capacity Range	Mount	Key No.	List Price \$
SM1-H1	30002	0.7 - 6.5	1/4" Hex	KG	\$64.00



Stainless Steel Chucks

The Jacobs® range of high quality stainless steel chucks are manufactured for special applications where resistance to corrosion and reduced sparking potential are important.

They are suitable for fitting to portable air operated or stationary machine tools.

Model No.	Part No.	Capacity	Mount	Key No.	List Price \$	Closed Length	Open Length	Sleeve Dia
0M	6624	4mm	0JT	K0M	\$355.00	37mm	28mm	22mm
0BM5/16	6625	4mm	5/16-24	K0M	\$355.00	39	30	22
1AM	6626	6mm	1JT	K1M	\$340.00	49	39	28
1BM5/16	6627	6mm	5/16-24	K1M	\$340.00	50	40	28
1BM3/8	6628	6mm	3/8-24	K1M	\$340.00	50	40	28



Drill Chucks - Keyed - Industrial



Keyed Chucks

Ball Bearing Super Chucks

The Jacobs® Ball Bearing Super Chuck has been designed for extra heavy duty drilling applications on drilling machines, jig borers, milling machines, lathes, radials and CNC/NC machining centres.

Features

Ball Bearing construction maximises gripping force and drilling accuracy.

Through-hardened sleeve teeth plus hardened nose and keyholes provide outstanding wear resistance.

Jaws centre-ground and specially heat treated to ensure high gripping surface hardness.

Each chuck 100% inspected for performance and precision.

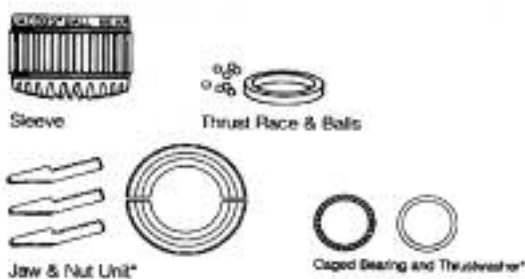


Model No.	Part No.	Capacity Range mm	Mount	Key No.	Closed Length	Open Length	Sleeve Dia.	List Price \$
8-1/2N	30209	0.711 - 6.4	2JT*	K30	61	50	40	\$342.30
11N	30215	0.711 - 10	2JT	K32	73	58	49	\$350.40
14N	30221	0.711 - 13	3JT	K3	99	76	62	\$438.10
16N	30227	3 - 16	3JT	K4	110	83	67	\$521.25
18N	30233	3 - 19	4JT	K4	130	100	77	\$760.65
20N	30239	10 - 25.4	5JT	K5	140	108	93	\$975.20

Replacement Parts

To fit Model	Jaw & Nut Unit Part No.	List \$	Sleeve Part No.	List \$	Balls/Thrust Race Part No.	List \$
8-1/2N	7430	\$105.00	5089	\$50.00	7436	\$59.00
11N	7431	\$105.00	5097	\$52.00	7437	\$47.00
14N	7432	\$115.00	5506	\$53.00	7438	\$50.00
16N	7433	\$135.00	5514	\$63.00	7439	\$107.00
18N	7434	\$145.00	5522	\$67.00	7440	\$113.00
20N	7435	\$190.00	5530	\$75.50	7441	\$153.00

To fit Model	Service Kit Part No.	List \$
8-1/2N	30343	\$159.00
11N	30344	\$181.00
14N	30345	\$235.00
16N	30346	\$267.00
18N	30347	\$397.00
20N	30348	\$495.00



Drill Chucks - Keyed - Industrial



Keyed Chucks



Plain Bearing Chucks

The Jacobs® Plain Bearing Chuck is the world's most widely used for medium or heavy duty portable, bench or floor mounted power tools. This industrial quality chuck with fully hardened and ground working components, offers exceptionally high accuracy, gripping power & durability.

Features

- ✓ Jaws centre-ground for absolute straightness and alignment
- ✓ Through-hardened Sleeve teeth, hardened nose and keyholes ensure outstanding wear resistance.
- ✓ One piece sleeve eliminates crack between driving teeth often found in other designs
- ✓ Each chuck 100% inspected for performance and precision

Model No.	Part No.	Capacity Range mm	Mount	Key No.	List Price	Closed Length	Open Length	Sleeve Dia mm
0	6200	0.711 - 4	0JT	K0	\$195.60	37	28	21.6
0B5/16	6204	0.711 - 4	5/16-24	K0	\$195.00	39	30	22
1A	6206	0.711 - 6.5	1JT	K1	\$114.00	49	39	28.4
1B3/8	6208	0.711 - 6.5	3/8-24	K1	\$114.00	50	40	28
7BA3/8	6255	0.711 - 6.5	3/8-24	K7	\$125.00	57	44	34
2A	6214	0.711 - 10	2JT	K2	\$146.90	71	55	42.4
2BA3/8	6219	0.711 - 10	3/8-24	K2	\$146.90	71	55	42.4
31-01	14697	0.711 - 10	1JT	K30	\$132.00	63	51	36.1
31-02	14698	0.711 - 10	2JT	K30	\$132.00	63	51	36.1
31-B12 #	14699	0.711 - 10	B12	S2	\$134.00	63	51	37.6
41BA3/8	30728	0.711 - 10	3/8-24	K30	\$132.00	63	51	36.3
41BA1/2	31090	0.711 - 10	1/2-20	K30	\$132.00	63	51	36.3
32BA1/2	8859	0.711 - 10	1/2-20	K32	\$146.90	77	59	45
34-02	14442	0.711 - 13	2JT	K3	\$174.50	89	70	51.8
34-06	6295	0.711 - 13	6JT	K3	\$174.50	89	70	51.8
34-33	14445	0.711 - 13	33JT	K3	\$174.50	89	70	51.8
37-B16 #	14446	0.711 - 13	B16	K32	\$175.60	80.3	66	46.8
33	6279	2 - 13	33JT	K32	\$161.60	82	64	45.5
33BA1/2	6287	2 - 13	1/2-20	K32	\$161.60	82	64	45.5
33BA3/8	6283	2 - 13	3/8-24	K32	\$161.60	82	64	45.5
33BA5/8	6289	2 - 13	5/8-16	K32	\$161.60	82	64	45.5
3A	6223	3 - 16	3JT	K3	\$209.00	97	73	58.4
4C #	6224	3 - 16	6JT	S3	\$213.00	94	76	56
4D #	6225	3 - 16	B16	S3	\$213.00	94	76	56
3B5/8	6232	3 - 16	5/8-16	K3	\$209.00	97	73	58
35B1/2	14723	4 - 16	1/2-20	K3	\$187.00	89	70	52
36	6309	5 - 20.3	3JT	K4	\$298.00	103	80	64.5
36B3/4	6316	5 - 20.3	3/4-16	K4	\$300.00	105	81	65
36B5/8	6314	5 - 20.3	5/8-16	K4	\$300.00	105	81	65

Note - models marked with a # are not Jacobs® brand as Jacobs® do not manufacture these mounts. They are a good quality industrial chuck but to ensure Jacobs® quality we recommend purchasing standard Jacobs® sizes & mounts

BA models are drilled and countersunk for retaining screw, necessary for reversible tools.

Replacement parts

Chuck Series	Jaw & Nut Model	Part	List	Sleeve Model	Part	List
34	U34	7424	\$90.00	S34	5046	\$45.00
33	U33	7423	\$69.00	S32	5016	\$39.00
3	U3	7417	\$100.00	S3	4944	\$65.00
36	U36	7425	\$113.00	S36	5066	\$73.90



Drill Chucks - Keyless - Industrial

Industrial Keyless Chucks



Chucks

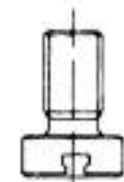
A range of industrial keyless chucks available with threaded mounts for power tools or taper mounts for use on machine tools.



Model No.	Part No.	Capacity Range mm	Mount	List Price \$	Closed Length	Open Length	Sleeve Dia mm
J6.5-JT1	3021	0 - 6.5	JT1	\$158.80	68	61	34
J6.5-B10	3101	0 - 6.5	B10	\$158.80	68	61	34
J6.5-B12	3103	0 - 6.5	B12	\$158.80	68	61	34
J6.5-3/8x24	3023	0 - 6.5	3/8-24	\$158.80	68	61	34
J8-JT2	3025	0 - 8	JT2	\$177.00	68	61	34
J8-B12	3027	0 - 8	B12	\$177.00	68	61	34
J8-3/8x24	3029	0 - 8	3/8-24	\$177.00	68	61	34
J8-1/2x20	3031	0 - 8	1/2-20	\$177.00	68	61	34
J10-JT2	3033	1 - 10	JT2	\$178.00	81	72	35.3
J10-B12	3037	1 - 10	B12	\$178.00	81	72	35.3
J10-3/8x24	3039	1 - 10	3/8-24	\$178.00	81	72	35.3
J10-1/2x20	3041	1 - 10	1/2-20	\$178.00	81	72	35.3
J13-JT2	3042	1 - 13	JT2	\$225.00	99	87	43
J13-JT6	3043	1 - 13	JT6	\$201.43	99	87	43
J13-JT33	3044	1 - 13	JT33	\$225.00	99	87	43
J13-B16	3045	1 - 13	B16	\$225.00	99	87	43
J13-3/8x24	3047	1 - 13	3/8-24	\$225.00	99	87	43
J13-1/2x20	3049	1 - 13	1/2-20	\$225.00	99	87	43
J13PL1/2	3050	1 - 13	1/2-20	\$340.00	99	87	43
J16-JT3	3113	3 - 16	JT3	\$280.00	108	96	51
J16-JT6	3051	3 - 16	JT6	\$241.71	108	96	51
J16-B16	3053	3 - 16	B16	\$280.00	108	96	51
J16-B18	3055	3 - 16	B18	\$280.00	108	96	51
J16-1/2x20	3111	3 - 16	1/2-20	\$280.00	108	96	51
J16-5/8x16	3112	3 - 16	5/8-16	\$280.00	108	96	51
CK-20-J3	160802	5 - 20	JT3	\$292.95	131	121	64

Replacement Parts for Industrial Keyless

To fit Model No.	Jaw Sets		Drive Screw	
	Part No	List \$	Part No	List \$
J6.5/J8	3308	\$37.90	3304	\$39.60
J10	3309	\$47.50	3305	\$49.70
J13	3310	\$59.85	3306	\$57.90
J16	3311	\$72.90	3307	\$71.90



Drive Screw

Drill Chucks - Keyless - High Precision



Keyless Chucks

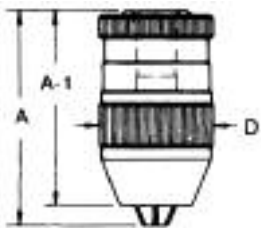
Features

Precision design combines keyless operation with the ultimate in drill chuck accuracy.

- ✓ Certified and guaranteed in writing to .0016" T.I.R. or better.
- ✓ Self-tightening feature automatically increases gripping force proportional to increased torque to prevent tool shank slippage.
- ✓ All components exposed to wear are completely hardened to maintain accuracy and extend chuck life.
- ✓ Jacobs taper mount permits use on a wide range of high accuracy drill presses, jig borers, milling machines and production drilling equipment.

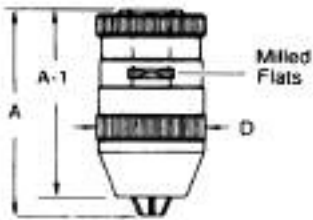


High Precision Model



Model No.	Part No.	Capacity Range mm	Mount Jacobs	List Price \$	Closed (A)	Open (A1)	Sleeve (D)
JKP80-J2S	9679	0.30 - 8	J2S325	\$406.75	74	67	37
JKP100-J2	9681	0.50 - 10	J2S350	\$436.85	89	81	41
JKP130-J2	9683	0.50 - 10	J2S375	\$466.80	99	88	46
JKP130-J6	9684	0.85 - 10	J6375	\$466.80	99	88	46
JKP160-J6	9685	2.90 - 16	J6440	\$543.50	107	95	55

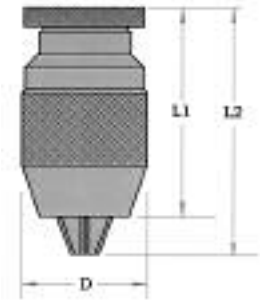
High Torque/High Precision Model



Model No.	Part No.	Capacity Range mm	Mount Jacobs	List Price \$	Closed (A)	Open (A1)	Sleeve (D)
JKT80-J2S	30526	0.30 - 8	J2S365	\$452.00	74	67	37
JKT130-J2	30527	0.85 - 13	J2S440	\$542.25	99	88	46
JKT130-J6	30529	0.85 - 13	J6440	\$542.25	99	88	46
JKT160-J6	30530	2.90 - 16	J6520	\$647.40	107	95	55

SBF Super Precision Keyless Chucks

- ✓ Albrecht chucks incorporate a unique self-tightening feature, which causes them to grip drills tighter as more torque is applied.
- ✓ Even when high torque is applied, the chucks can be easily opened by hand.
- ✓ All parts exposed to wear are hardened and ground for accuracy and long life.



SBF Super Drill Chuck



Model No.	Capacity Range	Mount	List Price \$	Balanced max RPM	Unbalanced max RPM
SBF15-J0	0 - 1.5mm	J0	\$341.25	50,000 (serially balanced)	
SBFC30-J0	0 - 3mm	J0	\$273.00	35,000	7,500
SBFC30-J1	0 - 3mm	J1	\$273.00	35,000	7,500
SBFC50-J1	0 - 5mm	J1	\$278.25	25,000	5,000
SBFC65-J1	0 - 6.5mm	J1	\$309.75	25,000	4,000
SBFC80-J2	0 - 8mm	J2	\$330.75	15,000	3,500
SBFC100-J33	0 - 10mm	J33	\$341.25	12,000	3,000
SBFC100-J2	0 - 10mm	J2	\$341.25	12,000	3,000
SBF130-J33	1 - 13mm	J33	\$399.00	7,000	2,800
SBF130-J2	1 - 13mm	J2	\$399.00	7,000	2,800
SBFC130-J6	1 - 13mm	J6	\$399.00	7,000	2,800
SBFC130-B16	1 - 13mm	B16	\$399.00	7,000	2,800
SBFC160-J6	3 - 16mm	J6	\$451.50	4,000	2,500
SBFC160-B16	3 - 16mm	B16	\$451.50	4,000	2,500

SBF-plus Super Drill Chuck

- ✓ Integral shank design is more compact than a combined drill chuck and arbor resulting in:
 - GREATER ACCURACY**
 - GREATER RIGIDITY**
 - LARGER WORK ENVELOPE**
- ✓ Integral shank eliminates the possibility of a chuck slipping on its arbor

Model No.	Capacity Range	Shank Type	List Price \$	Open L1	Closed L2	Sleeve D
SBFP130-MT2	1 - 13mm	MT2	\$442.10	86mm	98.5mm	50mm
SBFP130-MT3	1 - 13mm	MT3	\$430.50	86mm	98.5mm	50mm
SBFP130-R8	1 - 13mm	R8	\$472.50	88mm	97mm	50mm
SBFP160-MT3	3 - 16mm	MT3	\$483.00	90mm	104mm	57mm
SBFP160-MT4	3 - 16mm	MT4	\$509.25	92mm	104mm	57mm
SBFP160-R8	3 - 16mm	R8	\$523.95	89mm	100mm	57mm

Replacement parts

Description	Part No.	Price
Jaw set 13mm	1060130 000	\$97.13
Jaw set 16mm	1060160 000	\$110.25
Body & spindle 13mm J6	1240130 J06	\$91.35
Body & spindle 16mm J6	1240160 J06	\$101.84

Other spares are carried ex-stock. Price on application



ASL & AKL Wrench Lock & Key Lock Super Precision Keyless Chucks



Albrecht offers two drill chuck models designed specifically for CNC machining centres.

- ✓ ASL models have a wrench lock facility to allow extra tightening force to be applied
- ✓ AKL models have a non-rotating hood - the chuck is opened & closed via a hex key inserted into the side of the body
- ✓ Key-Lock models can be run forward & reverse and are the most accurate chucks available
- ✓ Key-Lock models are excellent for use on CNC machining centres because sudden braking will not cause chuck to open.



Model No.	Capacity Range	List Mount	Price \$
ASL130-ISO40	1 - 13mm	ISO40	\$703.50
ASL130-BT40	1 - 13mm	BT40	\$703.50
ASL160-ISO40	1.5 - 16mm	ISO40	\$729.75
ASL160-BT40	1.5 - 16mm	BT40	\$729.75
AKL130-ISO40	1 - 13mm	ISO40	\$752.85
AKL130-BT40	1 - 13mm	BT40	\$803.25
AKL160-ISO50	1.5 - 16mm	ISO50	\$1044.75
AKL160-BT40	1.5 - 16mm	BT40	\$819.00

SBFD Super Drill Chuck with Diamond Dust Coated Jaws

- ✓ Ideal for holding carbide drills - Diamond is harder than carbide and is able to penetrate the drill.
- ✓ Conventional steel jaws are often damaged by carbide drills because they allow the drills to slip. This is avoided with diamond coated jaws because the diamond particles actually dig into the drills, preventing slippage



Model No.	Capacity Range	Mount	List Price \$	Open L1	Closed L2	Sleeve D
SBFD30-J1	0 - 3mm	J1	\$456.75	45mm	48mm	25mm
SBFD65-J1	0 - 6.5mm	J1	\$493.50	62mm	68mm	35mm
SBFD130-J6	1 - 13mm	J6	\$577.50	90mm	103mm	50mm

NCBF Super Drill Chuck with reversing lock



- ✓ Patented locking mechanism ensures that chuck won't open when subjected to sudden spindle stops.
- ✓ Will not open when run counter clockwise
- ✓ Retains self tightening feature when run in clockwise direction : drill will be gripped tighter as torque increases but will not loosen during quick braking

Model No.	Capacity Range	Mount	List Price \$	Open L1	Closed L2	Sleeve D
NCBF100-J2	1 - 10mm	J2	\$430.50	80mm	90mm	43mm
NCBF130-J6	1 - 13mm	J6	\$493.50	90mm	103mm	50mm
NCBF160-J6	3 - 16mm	J6	\$556.50	88mm	110mm	57mm



Extension Sockets - Morse Taper

✓ Hardened Tang, accurately ground externally.

Model No.	Part No.	Morse Outside	Taper Inside	List Price \$
811	30443	1	1	\$151.50
812	30444	1	2	\$159.00
821	30445	2	1	\$173.00
822	30446	2	2	\$181.00
823	30447	2	3	\$181.00
831	30448	3	1	\$193.00
832	30449	3	2	\$201.00
833	30450	3	3	\$217.00
834	30451	3	4	\$248.00
841	30763	4	1	\$226.00
842	30640	4	2	\$225.00
843	30452	4	3	\$239.00
844	30453	4	4	\$279.00
845	30454	4	5	\$347.00
851	30764	5	1	\$330.00
852	30765	5	2	\$330.00
853	30641	5	3	\$340.00
854	30455	5	4	\$357.00
855	30456	5	5	\$430.00



Drill Sleeves - Morse Taper

For adapting smaller Morse taper shank tooling to machines having larger morse taper spindles.

✓ Oil toughened, hardened tang accurately ground externally.

Model No.	Part No.	Morse Outside	Taper Inside	List Price \$
610	30421	1	0	\$40.25
621	30422	2	1	\$41.55
631	30424	3	1	\$44.35
632	30423	3	2	\$44.35
641	30427	4	1	\$85.20
642	30426	4	2	\$85.20
643	30425	4	3	\$87.30
651	30638	5	1	\$220.00
652	30430	5	2	\$210.40
653	30429	5	3	\$210.40
654	30428	5	4	\$210.40
665	30431	6	5	\$554.00
SY-81007		3	2	\$27.00
SY-81011		4	3	\$37.00

Turret Sockets - Morse Taper

Permit the use of Morse taper tools in straight hole mounting applications.

✓ Through hardened and precision ground internally and externally.



Model No.	Part No.	Inside Morse	List Price \$	Outside Dia inch	Overall Length inch
531	30471	1	\$210.00	3/4"	3-1/2"
541	30472	1	\$120.00	1"	3-1/2"
561	30473	1	\$168.00	1-1/2"	3-1/2"
542	30474	2	\$120.00	1"	4"
552	30475	2	\$204.00	1-1/4"	4"
562	30476	2	\$148.00	1-1/2"	4"
582	30477	2	\$257.00	2"	4"
553	30478	3	\$195.00	1-1/4"	4-3/4"
563	30479	3	\$160.00	1-1/2"	4-3/4"
573	30480	3	\$215.00	1-3/4"	4-3/4"
583	30481	3	\$264.00	2"	4-3/4"
564	30482	4	\$200.00	1-1/2"	6"
584	30483	4	\$248.70	2"	6"

Ejecting Drifts

To eject Morse Tapers from sleeves, sockets and machine spindles.

✓ Hardened and tempered



Model No.	Part No.	To Eject	List Price \$
900	30484	No. 0 MT	\$14.30
902	30485	No. 1 & 2 MT	\$19.00
903	30486	No. 3 & 4 MT	\$26.00
904	30487	No. 4 & 5 MT	\$60.00
906	30488	No. 6 MT	\$87.00
914	30489	No,s 1,2,3,4 MT	\$73.50

Chuck removal wedges

Tapered steel plates used in pairs to disassemble chucks from arbors and spindles.



Set of 2 Wedges	Part No.	List Price \$
No. 1JT	13266	\$20.00
No. 2JT	13267	\$20.00
No. 3JT	13268	\$20.00
No. 6JT	13269	\$20.00

Arbors

Features

- ✓ Precision machined and ground for maximum performance.
- ✓ Ideal for use with custom tool and work holder designs.



Refer to page 3 for identification of tapers.

Morse to Jacobs & DIN (B) Tapers

Model No.	Part No.	Description	List Price \$	Overall Length mm
A0000	7297	0 Morse x 0JT	\$42.70	75
A0100	7298	1 Morse x 0JT	\$42.70	83
A0101	7299	1 Morse x 1JT	\$33.40	86
A0102	7300	1 Morse x 2JT	\$33.40	91
A0106	7303	1 Morse x 6JT	\$33.40	95
A0133	7304	1 Morse x 33JT	\$33.40	95
A0200	7295	2 Morse x 0JT	\$46.20	95
A0201	7306	2 Morse x 1JT	\$37.50	100
A0202	7307	2 Morse x 2JT	\$37.50	106
A0203	7308	2 Morse x 3JT	\$32.50	114
A0204	7309	2 Morse x 4JT	\$152.80	125
A0205	9901	2 Morse x 5JT	\$152.80	129
A0206	7311	2 Morse x 6JT	\$32.50	109
A0233	7312	2 Morse x 33JT	\$37.50	109
A0301	7313	3 Morse x 1JT	\$45.50	119
A0302	7314	3 Morse x 2JT	\$45.50	125
A0303	7315	3 Morse x 3JT	\$39.80	134
A0304	7316	3 Morse x 4JT	\$80.80	145
A0305	7317	3 Morse x 5JT	\$171.00	151
A0306	7318	3 Morse x 6JT	\$39.80	129
A0333	7319	3 Morse x 33JT	\$45.50	129
A0402	7320	4 Morse x 2JT	\$81.00	150
A0403	7321	4 Morse x 3JT	\$81.00	159
A0404	7322	4 Morse x 4JT	\$81.00	170
A0405	7323	4 Morse x 5JT	\$175.00	175
A0406	7324	4 Morse x 6JT	\$81.00	153
A0433	7325	4 Morse x 33JT	\$81.00	154
A0503	7327	5 Morse x 3JT	\$266.00	191
A0504	7328	5 Morse x 4JT	\$266.00	202
A0505	7329	5 Morse x 5JT	\$266.00	207
A0506	9903	5 Morse x 6JT	\$266.00	187
A0110	37510	1 Morse x B10	\$33.30	84
A0112	37512	1 Morse x B12	\$33.30	88
A0116	37516	1 Morse x B16	\$33.30	93
A0210	37520	2 Morse x B10	\$37.40	98
A0212	37522	2 Morse x B12	\$37.40	102
A0216	37526	2 Morse x B16	\$37.40	108
A0218	37528	2 Morse x B18	\$37.40	116
A0312	37532	3 Morse x B12	\$45.60	121
A0316	37536	3 Morse x B16	\$45.60	127
A0318	37538	3 Morse x B18	\$45.60	135
A0322	37539	3 Morse x B22	\$45.60	143
A0416	37546	4 Morse x B16	\$81.00	152
A0418	37548	4 Morse x B18	\$81.00	160
A0422	37549	4 Morse x B22	\$81.00	168
A0516	37556	5 Morse x B16	\$332.50	184
A0518	37558	5 Morse x B18	\$332.50	192
A0522	37559	5 Morse x B22	\$332.50	200
A0524	37560	5 Morse x B24	\$332.50	210

Arbors - Continued

Straight Shank to Jacobs Taper



Model No.	Part No.	Description	List Price \$	Overall Length	Straight Shank
AM060	0635	6mm x 0JT	\$55.00	46	35
A3000	3821	3/8" x 0JT	\$85.00	79	64
A4000	7348	1/2" x 0JT	\$90.00	79	64
A4001	7349	1/2" x 1JT	\$90.00	84	64
A4002	7350	1/2" x 2JT	\$90.00	90	64
A4003	7351	1/2" x 3JT	\$90.00	98	64
A4006	7353	1/2" x 6JT	\$90.00	93	64
A4033	7354	1/2" x 33JT	\$90.00	93	64
A4101	7355	5/8" x 1JT	\$90.00	84	64
A4102	7356	5/8" x 2JT	\$90.00	90	64
A4103	7357	5/8" x 3JT	\$90.00	98	64
A4106	7359	5/8" x 6JT	\$90.00	93	64
A4133	7360	5/8" x 33JT	\$90.00	93	64
A4202	7361	3/4" x 2JT	\$98.00	102	76
A4203	7362	3/4" x 3JT	\$98.00	111	76
A4206	7364	3/4" x 6JT	\$98.00	106	76
A4233	7365	3/4" x 33JT	\$98.00	106	76
A4303	7367	1" x 3JT	\$98.00	111	76
A4306	7368	1" x 6JT	\$98.00	106	76
AM206	2075	20mm x 6JT	\$114.00	105	75
AM256	2575	25mm x 6JT	\$118.00	105	75
AM326	3210	32mm x 6JT	\$127.00	130	100

Morse Taper to Threaded Shank



Model No.	Part No.	Description	List Price \$	Overall Length	Thread length
A0161	7024113	1MT-3/8x24	\$119.00	82	11
A0164	7024114	1MT-1/2x20	\$119.00	84	25
A0261	7345	2MT-3/8x24	\$138.00	94	14
A0264	7346	2MT-1/2x20	\$138.00	103	14
A0268	7347	2MT-5/8x16	\$138.00	106	17
A0275	7024115	2MT-3/4x16	\$138.00	106	17
A0361	7024116	3MT-3/8x24	\$155.00	113	14
A0364	7024117	3MT-1/2x20	\$155.00	122	14
A0368	7024118	3MT-5/8x16	\$155.00	125	17
A0375	7024119	3MT-3/4x16	\$155.00	125	17

Bridgeport (R-8) Taper to Jacobs Taper



Model No.	Part No.	Description	List Price \$	Overall Length	length Jacobs taper
A0802	7339	R-8 Bridgeport-2JT	\$147.00	132	23
A0803	7340	R-8 Bridgeport-3JT	\$147.00	140	32
A0806	7342	R-8 Bridgeport-6JT	\$85.00	135	27
A0816	01511	R-8 Bridgeport-B16	\$85.00	135	27

NT (ISO) & BT Drill Chuck Arbors



Part No.	Description	Drawbar Thread	List Price \$	Overall Length
81512	NT30 x B16	M12 x 1.75	\$112.59	111
81533	NT30 x JT3	M12 x 1.75	\$112.59	111
81533-IMP	NT30 x JT3	1/2-12	\$112.59	111
81536	NT30 x JT6	M12 x 1.75	\$112.59	111
81536-IMP	NT30 x JT6	1/2-12	\$112.59	111
81513	NT40 x B16	M16 x 2.0	\$141.68	139
81543	NT40 x JT3	M16 x 2.0	\$141.68	138
81543-IMP	NT40 x JT3	5/8-11	\$141.68	138
81546	NT40 x JT6	M16 x 2.0	\$141.68	138
81546-IMP	NT40 x JT6	5/8-11	\$141.68	138
81514	NT50 x B16	M24 x 3.0	\$258.95	175
16524	BT40 x JT6	M16 x 2.0	\$163.19	135

Imperial Drawbar threads are also available

Drill Sleeves R-8 (Bridgeport Taper)

To enable the use of Morse taper shank tools on Bridgeport taper milling machines

Part No.	Description	Overall length	List Price
81201	R8 x MT1	124mm	\$73.24
81202	R8 x MT2	136.5mm	\$73.24
81203	R8 x MT3	150mm	\$73.24

Milling Machine Adaptors

Used to permit the use of Morse taper shank tools in machines with NT (ISO) tapers

Part No.	Description	Drawbar Thread	List Price	Overall length
82900	NT30 x MT2	M12 x 1.75	\$121.43	124mm
82901	NT30 x MT3	M12 x 1.75	\$127.64	142mm
82902	NT40 x MT2	M16 x 2.0	\$161.86	118mm
82903	NT40 x MT3	M16 x 2.0	\$163.44	140mm

Live Centers

Concentricity : 0.01mm – Roundness : 0.01mm – Body HRC 45

Uses special Oil Shield to resist water

Model	Speed Maximum	Morse Taper	Max weight of workpiece	List Price \$
82001	3000 Rpm	1MT	136.2 Kg	\$196.08
82002	2800 Rpm	2MT	272.4 Kg	\$204.93
82003	2000 Rpm	3MT	454 Kg	\$223.91
82004	1500 Rpm	4MT	908 Kg	\$303.60
82005	1000 Rpm	5MT	1634.4 Kg	\$506.00
82006	800 Rpm	6MT	3405 Kg	\$1,581.25

Industrial Toolholders - Tap Chucks



Tapping Chucks
and Accessories

Tap Chucks

Jacobs® Tap Chucks are designed for use on tapping machines, portable tappers and air tappers, and are available with a range of mounts.

Features

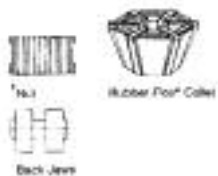
- ✓ Designed for use with the versatile Rubber-Flex Collet to handle a wide range of tap sizes.
- ✓ Simple operation - one quarter turn of chuck screw allows nut to disengage back jaws.
- ✓ Positive-drive chuck jaws always locate square on tap shank to ensure superior performance.
- ✓ Rubber-Flex® Collet centralises tap to give extreme accuracy.



Model No.	Part No.	Mount Style	Tap Capacity Range mm	List Price \$	Overall Length Max.Cap	Maximum Dia.mm	Round Shank Capacity mm	Available Collets
41-01	14121	1JT	1 - 6	\$330.00	51	21	2 - 6	J112, J113, J114, J116, J117
42-01	14123	1JT	5 - 13	\$422.00	64	27	2 - 10	J420, J421, J422, J423
42-02	14125	2JS	5 - 13	\$422.00	64	27	2 - 10	J420, J421, J422, J423
42-24	14129	.3675	5 - 13	\$422.00	64	27	2 - 10	J420, J421, J422, J423
42-J8	14127	.375 sq	5 - 13	\$422.00	59	27	2 - 10	J420, J421, J422, J423
44-02	14131	2JT	3 - 16	\$471.00	79	37	2 - 13	J440, J441, J443
44-06	14133	6JT	3 - 16	\$471.00	79	37	2 - 13	J440, J441, J443
44-J9	14135	.50 sq	3 - 16	\$471.00	79	37	2 - 13	J440, J441, J443

* Collets are not included and must be ordered separately

Replacement parts



To fit Chuck Series	Nut Part No.	List Price	Back Jaws Part No.	List Price	Nut Wrench Part No.	List Price
41	12792	\$108.00	6656	\$86.00	1848	\$26.40
42	12793	\$82.40	6654	\$114.00	1850	\$30.75
44	12794	\$93.00	6655	\$119.00	1852	\$29.30

Rubber-Flex® Tap Chuck Collets



Model No.	Part No.	Capacity Range (A) mm	List Price \$	Contact Length (B) mm	Cone Angle (C) Deg	Outside Diameter (D) mm	Number of Inserts
J115	7203	1.0 - 2.5	\$170.00	12	13	15	4
J116	7204	2.5 - 4.5	\$170.00	12	13	15	6
J117	7205	4.5 - 6.5	\$170.00	12	13	15	8
J420	9747	4.5 - 8.1	\$149.00	12.7	40	23.9	6
J421	9748	3.5 - 6.5	\$149.00	12.7	40	23.9	6
J422	9751	6.4 - 9.7	\$149.00	12.7	40	23.9	6
J423	9817	2.3 - 4.6	\$149.00	12.7	40	21.8	4
J440	9749	7.1 - 12.7	\$171.00	16	45	32.9	6
J441	9750	4.5 - 9.7	\$171.00	16	45	32.9	6
J443	9867	2.8 - 7.1	\$167.00	15.7	45	30	4
J445	9869	10 - 15	\$192.00	16	22-30	32.5	8
J461	9800	10 - 16	\$254.00	19	25	44.5	9
J462	6693	16 - 23	\$254.00	19	25	44.5	9